



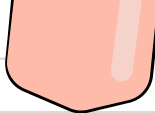
**2021**  
**PARENT ENGAGEMENT**

**SESSION 2**

New PSLE Scoring System & Direct School Admission




Please  
Click



Click on the Q&A button to pose your questions anytime during the engagement session. The panelists will address your questions either live or via the Q&A platform.

Today's session will be recorded. The recording together with the slides shown today will be uploaded on the school website soon.



# Table of Contents

Rationale for  
Change

PSLE Scoring System

Opportunities after  
PSLE

Direct School  
Admission





Why is PSLE important?

Why is the PSLE scoring system changed?



# Video on New Scoring System



Scan the QR Code to watch the video  
<https://www.youtube.com/watch?v=vr-9ctEWnaA>



# PSLE Scoring System

## T-SCORE SYSTEM

- finely differentiating students' performance
- is norm-referenced
  - child's results is actually dependent also on how his peers perform at PSLE

## AL SYSTEM

- less differentiated
- is standard-referenced
  - determined just by his own performance at PSLE



# ACHIEVEMENT LEVEL (AL)

## Results in Achievement Level

- Students are less finely differentiated on the basis of every mark.
- Each subject will be scored using 8 Achievement Levels (ALs), with AL 1 being the best.
- Students who demonstrate similar achievement for a subject will receive the same AL grade.
- These standards will remain the same from year to year.

## Standard Subjects

AL	RAW MARK RANGE
1	$\geq 90$
2	85 – 89
3	80 – 84
4	75 – 79
5	65 – 74
6	45 – 64
7	20 – 44
8	$< 20$

# ACHIEVEMENT LEVEL (AL)


## T-Score System

Grade	Mark range
G1	> 85
G2	70 - 84
G3	50 - 69
G4	30 - 49
U	< 30



## AL for Foundation Subjects

FOUNDATION LEVEL AL REFLECTED ON RESULT SLIP	FOUNDATION RAW MARK RANGE	EQUIVALENT STANDARD LEVEL AL
A	75-100	6
B	30-74	7
C	<30	8





# PLACEMENT OUTCOMES



# PLACEMENT OUTCOME

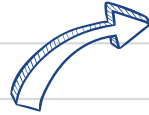
PLACEMENT OUTCOME	PSLE SCORE
EXPRESS	4 – 20
EXPRESS / N(A) OPTION	21 – 22
N(A)	23 – 24
N(A) / N(T) option	25
N(T)	26-30, with AL7 or better in both EL <u>and</u> MA



# PLACEMENT OUTCOME



4 Standard Subjects	
ENGLISH LANGUAGE	81
MATHEMATICS	86
SCIENCE	92
MOTHER TONGUE LANGUAGE	87
<hr/>	
PSLE SCORE :	



4 Standard Subjects	
ENGLISH LANGUAGE	AL 3
MATHEMATICS	AL 2
SCIENCE	AL 1
MOTHER TONGUE LANGUAGE	AL 2
<hr/>	
PSLE SCORE :	8

PLACEMENT OUTCOME	PSLE SCORE
EXPRESS	4 - 20
EXPRESS / N(A) OPTION	21 - 22
N(A)	23 - 24
N(A) / N(T) option	25
N(T)	26-30, with AL7 or better in both EL and MA



# PLACEMENT OUTCOME



## 4 Standard Subjects

ENGLISH LANGUAGE	68
MATHEMATICS	60
SCIENCE	70
MOTHER TONGUE LANGUAGE	62

PSLE SCORE :



## 4 Standard Subjects

ENGLISH LANGUAGE	AL 5
MATHEMATICS	AL 6
SCIENCE	AL 5
MOTHER TONGUE LANGUAGE	AL 5

PSLE SCORE : 21

PLACEMENT OUTCOME	PSLE SCORE
EXPRESS	4 - 20
EXPRESS / N(A) OPTION	21 - 22
N(A)	23 - 24
N(A) / N(T) option	25
N(T)	26-30, with AL7 or better in both EL and MA



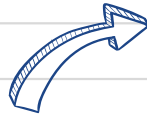
# PLACEMENT OUTCOME



## 4 Standard Subjects

ENGLISH LANGUAGE	60
MATHEMATICS	55
SCIENCE	52
MOTHER TONGUE LANGUAGE	68

PSLE SCORE :



## 4 Standard Subjects


ENGLISH LANGUAGE	AL 6
MATHEMATICS	AL 6
SCIENCE	AL 6
MOTHER TONGUE LANGUAGE	AL 5

PSLE SCORE : 23

PLACEMENT OUTCOME	PSLE SCORE
EXPRESS	4 - 20
EXPRESS / N(A) OPTION	21 - 22
N(A)	23 - 24
N(A) / N(T) option	25
N(T)	26-30, with AL7 or better in both EL and MA



# PLACEMENT OUTCOME

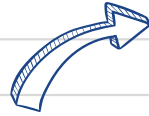


**4 Standard Subjects**

ENGLISH LANGUAGE	51
MATHEMATICS	57
SCIENCE	42
MOTHER TONGUE LANGUAGE	60

---

**PSLE SCORE :**



**4 Standard Subjects**

ENGLISH LANGUAGE	AL 6
MATHEMATICS	AL 6
SCIENCE	AL 7
MOTHER TONGUE LANGUAGE	AL 6


---

**PSLE SCORE : 25**

PLACEMENT OUTCOME	PSLE SCORE
EXPRESS	4 - 20
EXPRESS / N(A) OPTION	21 - 22
N(A)	23 - 24
N(A) / N(T) option	25
N(T)	26-30, with AL7 or better in both EL and MA



# PLACEMENT OUTCOME



**4 Standard Subjects**

ENGLISH LANGUAGE	52
MATHEMATICS	15
SCIENCE	43
MOTHER TONGUE LANGUAGE	60

---

**PSLE SCORE :**



**4 Standard Subjects**

ENGLISH LANGUAGE	AL 6
MATHEMATICS	<b>AL 8</b>
SCIENCE	AL 7
MOTHER TONGUE LANGUAGE	AL 4

---

**PSLE SCORE :** 25

PLACEMENT OUTCOME	PSLE SCORE
EXPRESS	4 – 20
EXPRESS / N(A) OPTION	21 – 22
N(A)	23 – 24
N(A) / N(T) option	25
N(T)	26-30, with AL7 or better in both EL and MA



# PLACEMENT OUTCOME



**3 Standard Subjects  
1 Foundation Subject**

ENGLISH LANGUAGE	87
MATHEMATICS	76
FOUNDATION SCIENCE	70
MOTHER TONGUE LANGUAGE	88

---

**PSLE SCORE :**

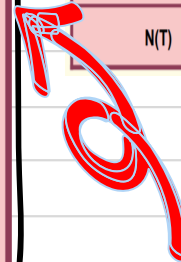


**3 Standard Subjects  
1 Foundation Subject**

ENGLISH LANGUAGE	AL 2
MATHEMATICS	AL 4
FOUNDATION SCIENCE	AL 7
MOTHER TONGUE LANGUAGE	AL 2

---

**PSLE SCORE : 15**



PLACEMENT OUTCOME	PSLE SCORE
EXPRESS	4 - 20
EXPRESS / N(A) OPTION	21 - 22
N(A)	23 - 24
N(A) / N(T) option	25
N(T)	26-30, with AL7 or better in both EL and MA





# PLACEMENT OUTCOME



2 Standard Subjects  
2 Foundation Subjects

ENGLISH LANGUAGE	72
FOUNDATION MATHEMATICS	77
FOUNDATION SCIENCE	76
MOTHER TONGUE LANGUAGE	68

PSLE SCORE :



2 Standard Subjects  
2 Foundation Subjects

ENGLISH LANGUAGE	AL 5
FOUNDATION MATHEMATICS	AL 6
FOUNDATION SCIENCE	AL 6
MOTHER TONGUE LANGUAGE	AL 5

PSLE SCORE : 22

PLACEMENT OUTCOME	PSLE SCORE
EXPRESS	4 - 20
EXPRESS / N(A) OPTION	21 - 22
N(A)	23 - 24
N(A) / N(T) option	25
N(T)	26-30, with AL7 or better in both EL and MA



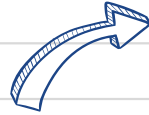
# PLACEMENT OUTCOME



## 4 Foundation Subjects

FOUNDATION ENGLISH	75
FOUNDATION MATHEMATICS	76
FOUNDATION SCIENCE	75
FOUNDATION MOTHER TONGUE LANGUAGE	75

PSLE SCORE :



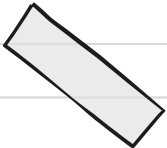
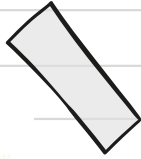
## 4 Foundation Subjects

FOUNDATION ENGLISH	AL 6
FOUNDATION MATHEMATICS	AL 6
FOUNDATION SCIENCE	AL 6
FOUNDATION MOTHER TONGUE LANGUAGE	AL 6


PSLE SCORE : 24

PLACEMENT OUTCOME	PSLE SCORE
EXPRESS	4 - 20
EXPRESS / N(A) OPTION	21 - 22
N(A)	23 - 24
N(A) / N(T) option	25
N(T)	26-30, with AL7 or better in both EL and MA





# OPPORTUNITIES BEYOND PSLE



# TYPES OF SECONDARY SCHOOLS

## Government School

Offers high quality education such as unique electives, applied subjects and student development programmes at standardised fees.

## Autonomous School

Follow the national syllabus, but offer a wider range of programmes that enhance your child's learning experiences and develop their talents.



## Secondary Schools

## Government-aided School

Schools set up by various community organisations to cater to the educational needs of their respective communities.

They maintain the same education standards as Government schools and charge standardised fees.

## Independant School

Schools that have the flexibility to set their own fees and develop their academic and non-academic programmes.

# TYPES OF SECONDARY SCHOOLS

## Specialised Independent School

Offers specialised education catering to students who have talent and strong interests in Mathematics and Science, the Arts, Sports, and applied learning.



## Secondary Schools

## Specialised School

Offers an experiential and hands-on learning approach through their customised programmes for students who are inclined towards hands-on and practical learning.

# SECONDARY SCHOOLS

## Making Choices

- Parents and students should consider the student's strengths and interests and make school choices based on the school's unique culture, ethos and programmes.
- Parents and students can find out more about secondary schools' distinctive programmes through MOE's SchoolFinder tool, secondary schools' websites and open houses.



MOE SchoolFinder  
Tool





## Government &

### Government-aided schools

COURSE	INDICATIVE AL COP RANGE FOR 2019 PSLE
Express [Integrated Programme (IP)]	7-9
Express (O-level)	8-22
Normal (Academic)	22-25
Normal (Technical)	26-30

### Autonomous Schools

COURSE	INDICATIVE AL COP RANGE FOR 2019 PSLE
Express (IP)	7-9
Express (O-level)	8-16
Normal (Academic)	22-25
Normal (Technical)	26-29

### Independent schools

COURSE	INDICATIVE AL COP RANGE FOR 2019 PSLE
Express (IP)	6-8
Express (O-level)	8-10

# MT EXEMPTION / MT-IN-LIEU SUBJECTS

STUDENT E  
STUDENT E  
STUDENT D  
STUDENT C  
STUDENT B  
STUDENT A

Subject	AL
English	2
Mathematics	4
Science	5
Mother Tongue	7

PSLE Score: 18

Subject	AL
English	2
Mathematics	4
Science	5
Imputed MTL Score	7

PSLE Score: 18

Referencing similar EMS scores from peers

AL

- Students will be assigned an MTL score between AL 6 and 8, similar to the equivalent AL scores for Foundation level subjects.







**DIRECT SCHOOL  
ADMISSION  
(DSA)**

# Direct School Admission (DSA)



**SPORTS &  
GAMES**

**DEBATE & PUBLIC  
SPEAKING**

**VISUAL,  
LITERACY &  
PERFORMING  
ARTS**

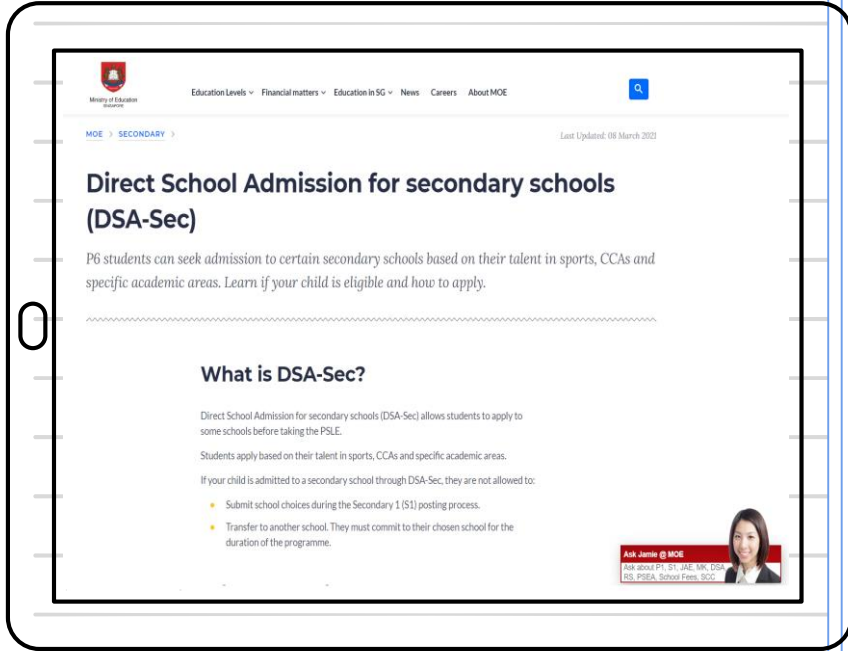
**SCIENCE,  
MATHEMATICS  
&  
ENGINEERING**

**LANGUAGE &  
HUMANITIES**

**UNIFORMED  
GROUPS**

**VISUAL,  
LITERACY &  
PERFORMING  
ARTS**

# Direct School Admission (DSA)



<https://www.moe.gov.sg/secondary/dsa>

## How to apply

Students can apply through the DSA-Sec portal. There are no application fees.

[VIEW DSA-SEC SCHOOLS →](#)

### KEY DATES

**Jan to May**

## Explore school choices

Schools offer different talent areas and each has its own selection process and schedule. Visit the schools' websites for more information.

- [Overview](#)
- [Eligibility](#)
- [Choose a DSA-Sec school](#)

**Tue, 12 May to Fri, 5 Jun 2020**

## Apply

Once you have explored and shortlisted the schools, submit your child's application online through the DSA-Sec portal by 3pm on Friday, 5 June 2020.

- [How to apply](#)

# Thank You!



Please scan the QR  
Code to provide  
feedback on today's  
Parent Engagement  
Session